

# SIZE GUIDE

## RINGS

Whether you are looking for a gift for a loved one or you just want to know your own size, welcome to our ring size guide. We look forward to assisting you in determining the correct size.

### How to Measure

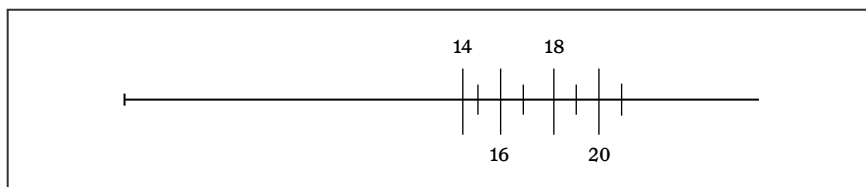
The ring size is the inside diameter of a ring in millimetres. To learn about your size, you can either measure the diameter of a ring already in your possession or you can measure the circumference of your finger and choose the size that best correlates with it in the size conversion chart.

### Size Conversion Chart

Inside diameter (mm)	Inside circumference (mm)	Ring Size			
		Europe	US	UK	JP
14	45	45	3 ¼	G	5
15	47	47	4	H ½	7
16	50	50	5 ¼	K	10
17	53	53	6 ¼	M ½	13
18	57	57	8	P ½	17
19	60	60	9	S	20
20	63	63	10 ¼	U ½	23
21	66	66	11 ½	W ½	26

### Measure with Ruler

To determine your ring size with a ruler, you can start by wrapping a thread or ribbon around the base of your finger where your ring will be situated. Place your thread on the ruler and mark the point where it ends. The thread or ribbon must fit snugly to your finger to give an accurate size.




## Tips

- The size of your finger can vary throughout the day. Therefore we recommend you to measure your size on different times to compare.
- We do not recommend you to measure your size when you're cold or wet as your fingers may be smaller than usual.
- If you are in between two sizes, we recommend you to choose the larger size.

## Measure by Matching Your Ring

To find your ring size, you can also use an existing ring that fits you well. Match the inside of that ring with one of the circles below. When your ring has been placed on the right size, you should see only the green circle inside your ring. If your ideal fit falls between two sizes, we recommend choosing the larger size.



## Tips

- The most common ring size is 17 to 18mm for your ring finger.
- The size of the ring may vary slightly depending on the style of the ring. If you are unsure, you are always welcome to contact our customer care team at [customercare@marianilsdotter.com](mailto:customercare@marianilsdotter.com).

## BRACELETS

Whether you are looking for a gift for a loved one or you just want to know your own size, welcome to our bracelet size guide. We look forward to assisting you in determining the correct bracelet size.

### How to Measure

The bracelet size is the inside diameter of a bracelet in millimetres. To learn about your size, you can either measure the diameter of a bracelet already in your possession or you can measure the circumference of your wrist and choose the size that best correlates with it in the size conversion chart.

### Size Conversion Chart

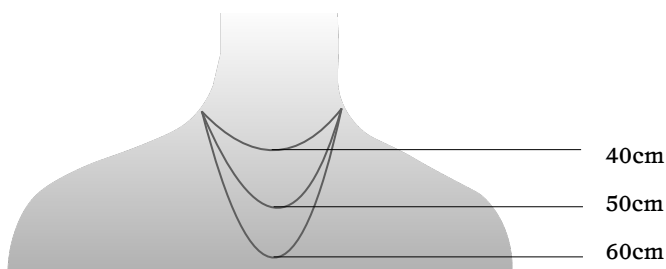
Inside diameter (mm)	Inside diameter (inches)	Inside circumference (mm)	Inside circumference (inches)	Wrist measurement (mm)
54	2.13	170	6.69	120-150 mm
57	2.24	179	7.05	150-170 mm
65	2.56	204	8.03	170-200mm

# NECKLACES

Whether you are looking for a gift for a loved one or you just want to know your own size, welcome to our necklace size guide. We look forward to assisting you in determining your preferred necklace size.

## Size Chart

Necklaces vary by length and can be chosen to reflect personal preference or style. The illustration below pictures a person whose neckline is approximately 35cm. Depending on the size of a person's neck, it will be necessary to choose a larger or smaller size for a similar effect when worn.



Necklace length	How it's worn
35-40cm	Worn close to the neckline.
40-50cm	Worn above the bust line.
50-65cm	Worn at the top of the bust line.
65-100cm	Worn below the bust line or as a double strand.
> 100cm	Often worn doubled.